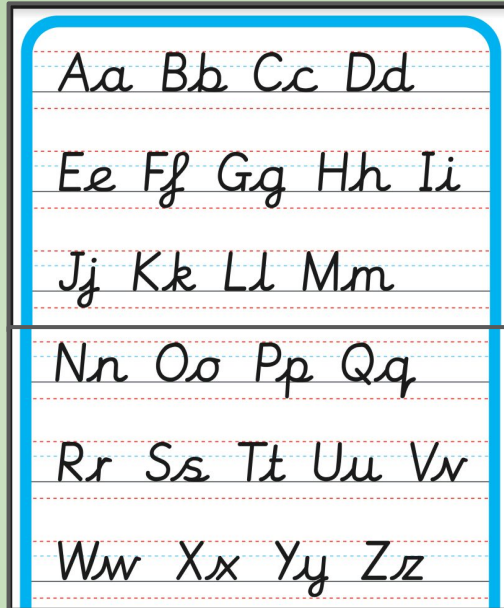


Handwriting at Braeburn



Letter-join 

A large, stylized cursive word 'Letter-join' is written in black on a white background. To the right of the word is a green pencil icon with a yellow eraser and a black tip, pointing towards the end of the word.




Warming up activities!

Action	Description
Finger Stretches	Put the tips of your fingers together and straighten your fingers by pushing your fingertips against each other. Repeat 5 times.
Play the Piano	Touch the table with one finger at a time from each hand like you are playing the piano. Start slowly and get faster.
Fishing Hooks	Put your elbows on the table, keep your hands apart, squeeze your fingers together and point them to the sky. Keep your knuckles straight and make a hook with your fingers. Hold, then straighten five times.
Fireworks	Make a fist with both hands and hold them tight. Then let your fingers go like exploding fireworks! Repeat five times.
Take a Bow	Put your elbows on the table, keep your hands apart, squeeze your fingers together and point them to the sky. Bend your knuckles but keep your fingers straight so your fingers bow to each other. Repeat 5 times.

Action	Description
Quack, Quack Fingers	Start your warm up by making a beak with your thumb and first finger on both hands. Make them quack twice, then do the same with your other fingers.
Roly-poly Pencil	Lay your pencil flat across your fingers. Use your thumb to roll it backwards and forwards. Now try it with your other hand.
Crawling Caterpillar	Hold your pencil ready to write. Move the pencil through your three fingers to the top like a crawling caterpillar. When you get to the top, make your caterpillar crawl back down again!
Helicopter Twirls	Hold your pencil in the middle with your three correct fingers. Make a twirling helicopter by moving your fingers one at a time from one side of the pencil to the other.

Now you are ready for handwriting!

EYFS Handwriting

Letter-join 


- For our youngest pupils we teach handwriting on a daily basis through provision areas. This includes:
 - Movements to enhance gross motor skills such as air-writing, pattern making, dancing;
 - Exercises to develop fine motor skills such as making marks on paper, whiteboards, blackboards, sand trays, iPads and tablets;
 - Letter learning to familiarise letter shapes, formation and vocabulary.
- Additionally, in Reception children are taught through “Squiggle While You Wiggle” building up to discrete handwriting four times a week for 10 minute sessions.

Module 1: EYFS

Lessons 1 to 70 teach how to correctly write all printed lowercase letters.

- The lessons have been numbered individually so they can be built into a flexible timetable.
- Lessons start with warm-up exercises, a comfortable sitting position and the correct tripod pencil grip.
- Pre-writing patterns are taught over 20 lessons.
- Printed Easy Letters and Words are taught over 25 lessons.
- Printed Harder Letters and Words are taught over 25 lessons.
- Each lesson includes suggestions for differentiation.
- An appendix contains extra activities for printed letters and words, and lesson plans for teaching phonics phases 1, 2, 3, 4 and 5.

KS1 Handwriting (Year 1)

Letter-join 

KS1:

- In KS1, children participate in:
 - Gross and fine motor skills exercises;
 - Cursive handwriting reinforcement, learning and practice;
 - Numerals, capitals and printed letters: where and when to use, learning and practice.
- Year 1 pupils are taught discrete handwriting for 15 minutes four times a week. This is in addition to their handwriting activities planned into their provision areas.


Module 2: Year 1

80 lessons for teaching fine and gross motor skills, how to sit correctly for handwriting, using the tripod grip, the different letter families and how to write capital letters, printed letters and cursive numbers and symbols alongside letter-join's online and printed resources.

It is divided into three sections covering:

- 1) Warm-ups, Letter families and Capital letters - 40 lessons
- 2) Printed letters - 25 lessons
- 3) Numbers and symbols - 15 lessons

KS1 Handwriting (Year 2)

Letter-join 

KS1:

- In KS1, children participate in:
 - Gross and fine motor skills exercises;
 - Cursive handwriting reinforcement, learning and practice;
 - Numerals, capitals and printed letters: where and when to use, learning and practice.
- Year 2 pupils are taught through discrete handwriting lessons four times a week for 15 minutes.


Module 3: Year 2

90 lessons to improve letter formation and orientation of letters through regular practice and to support spelling, grammar and punctuation in reading for KS1 SATs.

The three sections in this module cover:

- 1) Letter families, high frequency words, joining practice, sequencing sentences and dictation exercises - 36 lessons.
- 2) Further dictation exercises, more high frequency words, 2, 5 and 10 times table facts and SPaG practice for KS1 SATs - 36 lessons.
- 3) More dictation and number writing practice - 18 lessons.

KS2 Handwriting (Year 3)

Letter-join 

KS2:

- Throughout KS2, more advanced handwriting techniques will be taught including:
- Cursive handwriting re-enforcement;
- Form-filling/labelling using printed and capital letters;
- Dictation exercises to teach the need for quick notes and speedy handwriting writing.

- Year 3 pupils are taught discrete handwriting for 15 minutes four times a week.


Module 4: Year 3

Module 4 has 60 lessons presented in sets of two lessons per week which can be taught over a school year. It is targeted at Year 3 children in lower KS2 where pupils should be using joined handwriting throughout their independent writing.

It is designed to improve the legibility, consistency and quality of the children's handwriting through a variety of resources which link handwriting to other areas of the curriculum.

The worksheets for this module cover a variety of curriculum topics: Dictation, double letters, number, vocabulary, palindromes, number twisters, MFL (French and Spanish) onomatopoeia, simile, WOW words and spellings.

KS2 Handwriting (Year 4)

Letter-join 

KS2:

- Throughout KS2, more advanced handwriting techniques will be taught including:
- Cursive handwriting re-enforcement;
- Form-filling/labelling using printed and capital letters;
- Dictation exercises to teach the need for quick notes and speedy handwriting writing.

- Year 4 and 5 pupils are taught through discrete handwriting lessons three times a week for 15 minutes.


Module 5: Year 4

Module 5 has 60 lessons presented in sets of two lessons per week which can be taught over a school year. It focuses on using handwriting practice to support other subjects in the curriculum and, at the same time, builds on fluency and consistency.

This module aims to promote meaningful links with other subjects such as English, maths, science, geography, French and Spanish. Making such links enables children to apply the skills they are learning in context and also provides depth to the curriculum.

Learners will continue to build on producing fluent, consistent and legible handwriting through the regular practice offered in this module's lessons.

KS2 Handwriting (Year 5)

Letter-join 

KS2:

- Throughout KS2, more advanced handwriting techniques will be taught including:
- Cursive handwriting re-enforcement;
- Form-filling/labelling using printed and capital letters;
- Dictation exercises to teach the need for quick notes and speedy handwriting writing.

- Year 4 and 5 pupils are taught through discrete handwriting lessons three times a week for 15 minutes.


Module 6: Year 5

Module 6 has 60 lessons presented in sets of two lessons per week which can be taught over a school year. Lessons will continue to build on combining fluent handwriting with other subjects across the curriculum.

In this module your learners will have plenty of opportunity to develop the stamina and skills to write at length, with accurate spelling and punctuation. With Letter-Join's wide range of resources they will be able to work towards producing consistently neat and well-presented handwriting in all curriculum subjects.

By the end of this module, children should be producing cursive writing automatically, enabling them to focus on the content of their work rather than the process of writing.

KS2 Handwriting (Year 6)

Letter-join 

KS2:

- Throughout KS2, more advanced handwriting techniques will be taught including:
- Cursive handwriting re-enforcement;
- Form-filling/labelling using printed and capital letters;
- Dictation exercises to teach the need for quick notes and speedy handwriting writing.
- Year 6 pupils are taught through discrete 15 minute sessions twice a week.

Module 7: Year 6

Module 7 contains 60 handwriting lessons which can be taught over a school year. Learners will be presented with a range of tasks where they have to decide on an appropriate style of handwriting.




Promoting speedy, fluent writing continues to be a priority feature. Writing goals, collecting and checking slips as well as including handwriting speed, stamina and fluency range of curriculum-based worksheets will give pupils the opportunity to practise writing at length.

By the end of this module, children should be able to adopt their handwriting for a range of tasks and purposes and to create different standards of handwriting is appropriate for a particular task. For example, quick notes for a final handwritten version of an unsigned style or cursive letters. All of these writing styles are covered in this module.

Pen Licence (KS2)

KS2:

- Children in KS2 work towards attaining a pen licence.
- A pen licence is awarded when a child is applying consistently neat, legible and joined handwriting across the curriculum.
- Children with pen licences should be celebrated in class. They may be celebrated on the assembly slides or review of the week slides for that week.
- To re-launch handwriting each year, children will aim for a new pen licence when they transition into their new classes.
- If handwriting quality changes, the licence can be withdrawn until the child returns to using their best handwriting.

Braeburn Primary and Nursery Academy		
Pen Licence		
First LASTNAME		Card Number : 1 234 567 890
SCHOOL NAME HERE		
Licence No: 12345678		
Licence Class P (Pen)		
 Date Issues: 01 JAN 2017	Issued by TEACHER NAME _____	Student signature _____