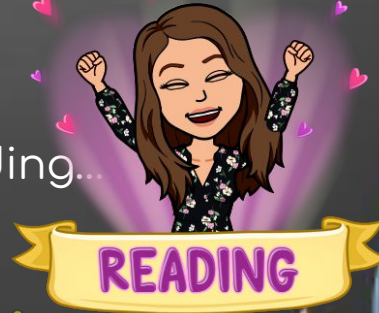


# Reading Journaling

How we record our reading...



# Journaling

Retrieval

Vocabulary

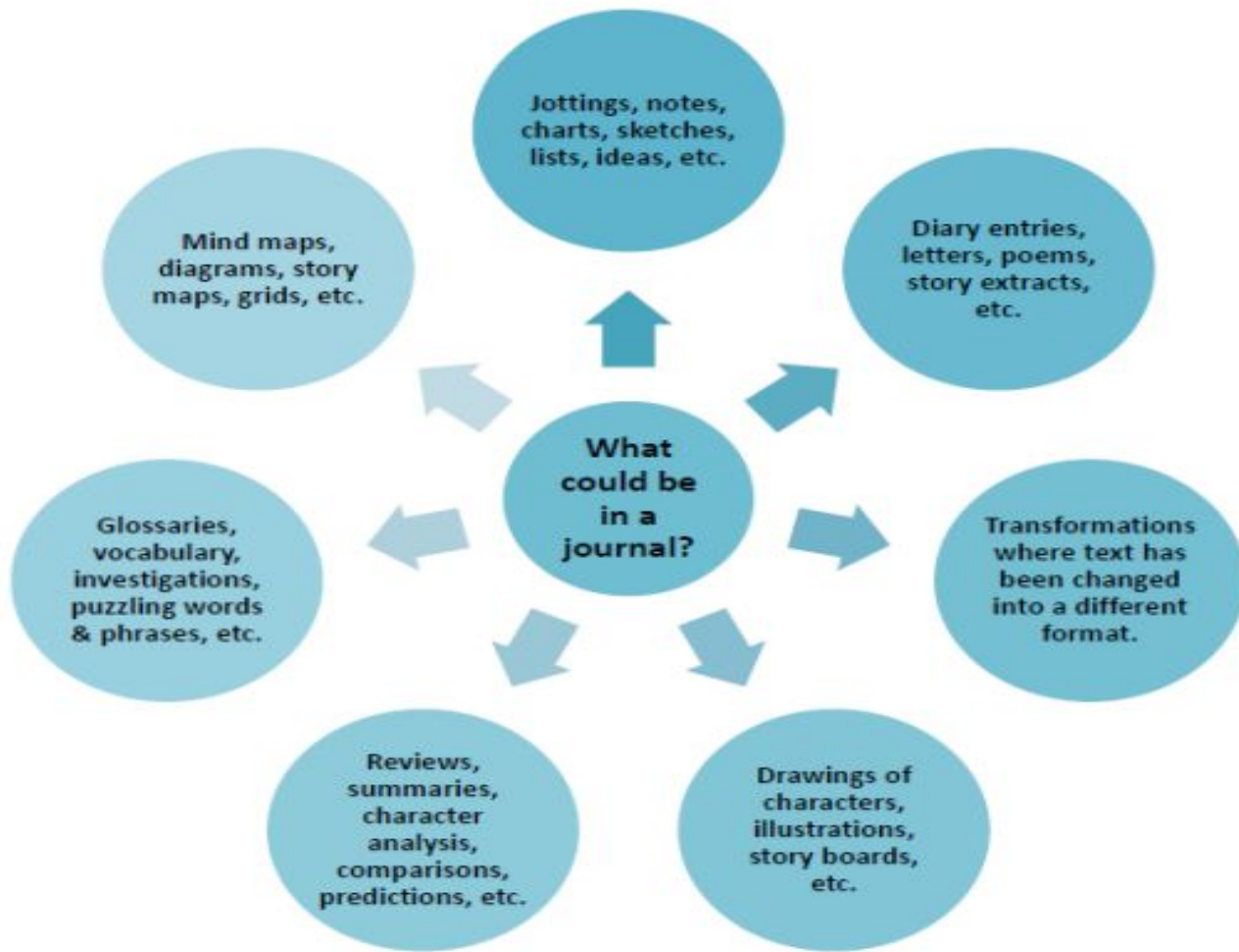
Inference

Summarise

Comparison

Prediction





# Retrieval

Drawing a setting

Support - highlighting  
keywords

Challenge - labeling with  
quotes

Role on the Wall

Support - provided  
descriptions and they  
choose which is correct

Challenge - labeling with  
quotes

Match the image to the  
answer

1 mark questions

Support - shorter text,  
highlight rather than  
write the answers, verbal  
responses on SeeSaw

Challenge - functional  
distractors

True or False

Support - verbal  
responses, pictorial

Challenge - give  
evidence

Tick Boxes

Support - verbal  
responses, pictorial

Challenge - give  
evidence

Red or Green

Similar to True or False  
Can also be done using  
a venn diagram

**RETRIEVE**



# Vocabulary

Matching words to pictures

Writing definitions using dictionaries/chromebooks

Explain the meaning of this word in context

Matching words to definitions

Find and copy questions

Tick boxes to identify the correct definition

Tick boxes to identify the synonym/antonym

**CLARIFY**

Create a glossary



# Prediction

Sequence the images  
and draw the next one

Challenge - labeling with  
reasons

I see, I think, I wonder

Prediction table

Make a prediction and  
then review it after in the  
next column

Annotate the front cover

Challenge - justify your  
predictions


Plausible or not

Provide predictions in a  
table, children tick or  
cross whether it is  
plausible

Act out what you think  
will happen next. Photos  
for books.

Challenge - labeling with  
reasons

Challenge - explain why  
it is or isn't plausible  
using evidence from the  
text



# Inference

Hot seating  
Photos for books  
SeeSaw code in books

2 or 3 mark questions  
Give evidence to back up  
your ideas

Freeze frames and  
thought tracking  
Photos for books and  
then annotate the  
characters feelings

Character thought  
bubbles

Impressions table  
Give an impression and  
they find the evidence to  
back this up

Annotating images with  
inferences

Annotating text with think  
alouds



# Summarise

Storyboard

Support - provide pictures

Challenge - labeling with keywords, inferences, connections across the text

Freeze frames  
Photos for books

Challenge - labeling with inferences, thought tracking

Write a blurb or book review

Write a summary in 100 words or less.

Double page summary with their choice of layout

Sequencing number boxes

Support - images

Challenge - harder steps in the sequence

Write a chapter summary for someone in a different class

What came first?  
Provide a 3 step comic strip and they need to draw the first box.

**SEQUENCE**





# Comparison

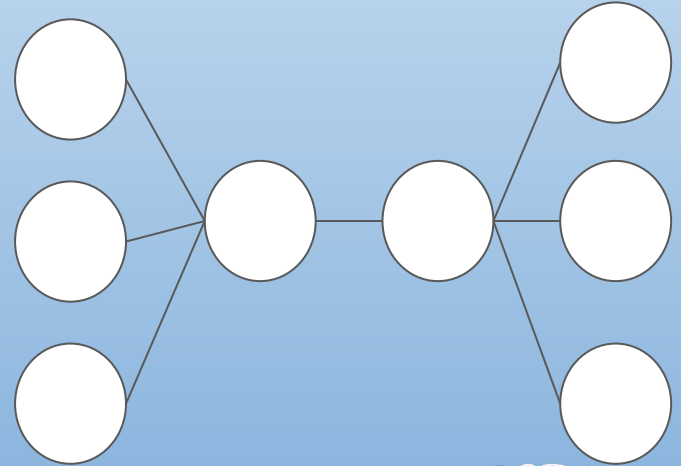
Write a message in each character's role

Venn diagram

Bubble chart

First impressions and final impressions

Table with statements to tick



**COMPARE**

	Gracie	Tim
Nervous		
Bully		

2 or 3 mark questions



**'Beware the Jabberwock, my son!  
The jaws that bite, the claws that catch!  
Beware the Jubjub bird, and shun  
The frumious Bandersnatch!'**

**He took his vorpal sword in hand:  
Long time the manxome foe he sought—  
So rested he by the Tumtum tree,  
And stood awhile in thought.**

**And, as in uffish thought he stood,  
The Jabberwock, with eyes of flame,  
Came whiffling through the tulgey wood,  
And burbled as it came!**

**One, two! One, two! And through and through  
The vorpal blade went snicker-snack!  
He left it dead, and with its head  
He went galumphing back.**

**LKS2**

Draw the Jabberwock labelling its features using evidence from the text.

**UKS2**

Give two impressions of the warrior and evidence to support your inference.

**KS1/EY**

You have been reading *The Lonely Beast* and have now met the Jabberwock. Create a comparison bubble to compare the characters.

**Extra challenge**

Summarise the poem using freeze frames and thought tracking. Record it on SeeSaw.

# Journaling - we try to include one task each week

Retrieval

Vocabulary

Inference

**YOUR TURN**



Summarise

Comparison


Prediction

# Journaling - we try to use SeeSaw to document our learning.


Prediction

L Leon Chamberlain

In response to: Make predictions based on what you have read.



January 26, 2022, 11:16 AM



QR code could be printed and stuck into reading journals to show that the work was done in Seesaw.